

JaJuMa

Dynamic Shipping Tax

05/2022




Table of Contents

1. Introduction	- 3 -
2. Installation.....	- 3 -
3. How to use Dynamic Shipping Tax	- 4 -
3.1. Dynamic Shipping Tax Options.....	- 5 -
4. Support	- 7 -



1. Introduction

[JaJuMa “Dynamic Shipping Tax”](#) for Magento 2 allows calculating shipping tax rate dynamically based on products in cart.

For further details please also see:

<https://www.jajuma.de/en/jajuma-develop/extensions/dynamic-shipping-tax-extension-for-magento-2>

2. Installation

Before Installing

1. We recommend you to duplicate your live store on a staging/test site and try installation on your staging/test site before deploying to your live store
2. Backup Magento files and the store database

Please Note: It's very important to backup all themes and extensions in Magento before installation, especially when you are working on a live server.

We strongly recommend you to do not skip this step.


Installation via composer

For installing the extension via composer, follow installation process as with any Magento Extension from Magento Marketplace:

<https://devdocs.magento.com/extensions/install/>

And run the following commands at the command line:

```
php bin/magento setup:upgrade  
php bin/magento setup:static-content:deploy
```



3. How to use Dynamic Shipping Tax

Go to **JaJuMa -> Dynamic Shipping Tax -> Configuration -> Tax Classes**

And find the "**Dynamic Shipping Tax Class**" configuration which provides 3 options:

Tax Classes

You can manage customer and product tax classes at Stores->Tax Rules->Add New Tax Rule->Additional Settings

Tax Class for Shipping <small>(store view)</small>	None	<input checked="" type="checkbox"/> Use system value
Dynamic Shipping Tax Class <small>(store view)</small>	No dynamic shipping tax calculation	<input checked="" type="checkbox"/> Use system value
Default Tax Class for Product <small>(global)</small>	Use the highest product tax	<input checked="" type="checkbox"/> Use system value
Default Tax Class for Customer <small>(global)</small>	Retail Customer	<input checked="" type="checkbox"/> Use system value



3.1. Dynamic Shipping Tax Options

1. No dynamic shipping tax calculation

-> Magento default config "Tax Class for Shipping" will be used for calculating shipping tax

2. Use the highest product tax

-> The highest product tax rate in cart will be used for calculating shipping tax

Examples:

```
All Products in Cart have tax class = 7%
-> Shipping tax = 7%
```

```
All Products in Cart have tax class = 19%
-> Shipping tax = 19%
```

```
Some Product in Cart have 7%, some have 19%
-> Shipping tax = 19%
```

3. Use highest amount tax

-> Tax rate applicable to highest amount in cart will be used for calculating shipping tax

Examples:

Example 1

```
Cart Total 100
  Books (Tax 7%)      60 €
  CDs (Tax 19%)     40 €
  Shipping Tax      -> 7%
```

Example 2

```
Cart Total 100
  Books (Tax 7%)     40 €
  CDs (Tax 19%)     60 €
  Shipping Tax      -> 19%
```



Shipping **Review & Payments**

Payment Method

Check / Money order

Purchase Order

Pay online

Apply Discount Code ▼

Order Summary

Cart Subtotal	\$100.00
Shipping Flat Rate - Fixed	\$10.00
Tax	\$12.50
Order Total	\$122.50

2 Items in Cart ^

CDs
Qty: 1
\$40.00

Books
Qty: 1
\$60.00

Ship To: ✎

Shipping **Review & Payments**

Payment Method

Check / Money order

Purchase Order

Pay online

Apply Discount Code ▼

Order Summary


Cart Subtotal	\$100.00
Shipping Flat Rate - Fixed	\$10.00
Tax	\$16.10
Order Total	\$126.10

2 Items in Cart ^

Books
Qty: 1
\$60.00

CDs
Qty: 1
\$40.00

Ship To: ✎



4. Support

Please feel free to contact JaJuMa support team via support@jajuma.de.

In case any additional information is required. We'd be more than happy to assist in setting up the extension.