

JaJuMa

Hyvä Inline CSS Power Toy

11/2023




Table of Contents

1. Introduction	- 3 -
2. Installation.....	- 4 -
2.1. Extension Installation via composer	- 4 -
2.2. Manual Extension Installation via FTP.....	- 4 -
3. Extension Scope.....	- 5 -
4. Configuration.....	- 6 -
4.1. Matomo Reports Power Toy Settings.....	- 7 -
5. Using Matomo Reports Power Toy	- 8 -
6. Support.....	- 9 -



1. Introduction

NOTE:

*This module requires Magento Power Toys main module as well as Hyvä Inline CSS extension for Magento by JaJuMa.
See section 2 for full installation requirements & guide.*

[JaJuMa Power Toys](#) for Magento 2 by [JaJuMa](#) is a framework for tools and helpers , a.k.a "Toys", for Magento Admins to tune and streamline their Magento experience for greater productivity.

Hyvä Inline CSS Power Toy for Magento 2 is a Dashboard toy showing the inline CSS & cache status as well as processing times in your Magento store.
Same as the [Hyvä Inline CSS](#) debug tool, but even without enabling the debug mode.



2. Installation

For installing the extension, follow installation process as with any Magento Extension. This module requires

- [Hyvä Inline CSS](#) for Magento by JaJuMa
- [Magento Power Toys](#) v1.0.0+
- [Magewire](#) v1.10+ & [Magewire-requirejs](#) v1.1+

We recommend installation via composer that will handle these dependencies automatically. In case of manual installation, please make sure to install these modules first.

2.1. Extension Installation via composer

For installing the extension via composer, follow installation process as with any Magento Extension from Magento Marketplace. See:
<https://devdocs.magento.com/extensions/install/>

2.2. Manual Extension Installation via FTP

For manual installation by FTP, please follow these steps:

Before Installing


1. We recommend you to duplicate your live store on a staging/test site and try installation on your staging/test site before deploying to your live store
2. Backup Magento files and the store database

Please Note: It's very important to backup all themes and extensions in Magento before installation, especially when you are working on a live server. We strongly recommend you to do not skip this step.

Upload the Extension

1. Log into your hosting space via a FTP client (e. g. FileZilla, WinSCP, cuteFtp)
2. Create Folder: <magentoroot>/app/code/Jajuma/PotHyvaInlineCss
3. Unzip extension package and upload files into:
<magentoroot>/app/code/Jajuma/PotHyvaInlineCss
4. Enter and run the following commands at the command line:

```
php bin/magento setup:upgrade  
php bin/magento setup:static-content:deploy
```



3. Extension Scope


This Dashboard Power Toy displays:

- If Inline CSS was added or not
- If page load was a full page cache HIT or MISS
- Time spent for adding/processing Inline CSS
- Size of Inline CSS added (gzipped)
- Option to flush full page cache
- Option to flush Inline CSS cache

(Note: This toy only shows in frontend)

NOTE:

This module requires Magento Power Toys main module as well as Hyvä Inline CSS extension for Magento by JaJuMa. See section 2 for full installation requirements & guide.



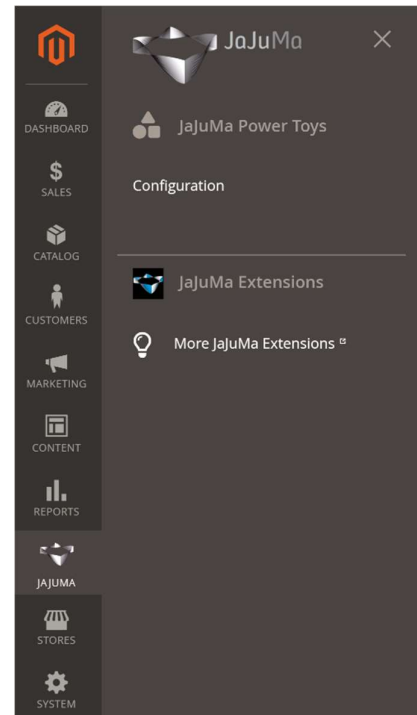
4. Configuration


In Magento Backend see

JaJuMa -> Power Toys -> Configuration

to enable or disable the extension and
configure the extension in tab

-> Hyvä Inline CSS





4.1. Hyvä Inline CSS Power Toy Settings

The configuration in

JaJuMa -> Power Toys -> Configuration -> Hyvä Inline CSS

provides the option to Enable/Disable the toy/extension.

With Enabled =

- Yes → Toy is enabled
- No → Toy is disabled

Hyvä Inline Css

Enable
[store view] Yes



5. Using Hyvä Inline CSS Power Toy

After enabling the toy, open the Power Toys panel in frontend and see Dashboard Toy “Hyvä Inline CSS”.

The Toy provides displays:

- If Inline CSS was added or not
- If page load was a full page cache HIT or MISS
- Time spent for adding/processing Inline CSS
- Size of Inline CSS added (gzipped)

As well as provides options to

- Flush full page cache
- Flush Inline CSS cache

JaJuMa Power Toys

Sort mode

Hyvä InlineCSS Miss

0.0011 s 6.99 KB

Full Page

InlineCSS

Made with by JaJuMa - Discover More!

Get more Toys! Find all available Toys for JaJuMa Power Toys here...

JaJuMa Power Toys

Sort mode

Hyvä InlineCSS Miss


0.0011 s 6.99 KB

Full Page

InlineCSS

Made with by JaJuMa - Discover More!

Get more Toys! Find all available Toys for JaJuMa Power Toys here...



6. Support

Please feel free to contact JaJuMa support team via support@jajuma.de.

In case any additional information is required. We'd be more than happy to assist in setting up the extension.