

JaJuMa

Dynamic Shipping Tax Plus

02/2023



Table of Contents

- 1. Introduction - 3 -
- 2. Installation..... - 3 -
- 3. How to use Dynamic Shipping Tax - 4 -
- 3.1. Dynamic Shipping Tax Options..... - 5 -
- 4. Support - 7 -



1. Introduction

[JaJuMa “Dynamic Shipping Tax Plus”](#) for Magento 2 allows calculating shipping tax rate dynamically based on products in cart.

For further details please also see:

<https://www.jajuma.de/en/jajuma-develop/extensions/proportional-pro-rata-dynamic-shipping-tax-plus-extension-for-magento-2>

2. Installation

Before Installing

1. We recommend you to duplicate your live store on a staging/test site and try installation on your staging/test site before deploying to your live store
2. Backup Magento files and the store database

Please Note: It's very important to backup all themes and extensions in Magento before installation, especially when you are working on a live server.

We strongly recommend you to do not skip this step.


Installation via composer

For installing the extension via composer, follow installation process as with any Magento Extension from Magento Marketplace:

<https://devdocs.magento.com/extensions/install/>

And run the following commands at the command line:

```
php bin/magento setup:upgrade  
php bin/magento setup:static-content:deploy
```



3. Extensions Scope

[JaJuMa “Dynamic Shipping Tax Plus”](#) for Magento 2 allows calculating shipping tax rate dynamically, determined item-dependent based on products in customer cart following one of 3 supported options:

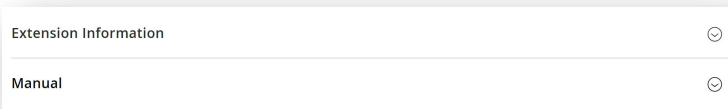
- Use the highest product tax
or
- Use highest amount tax
or
- Use proportional/pro-rata shipping tax

4. Configuration

In Magento Backend see

JaJuMa -> Dynamic Shipping Tax Plus -> Info + Manual

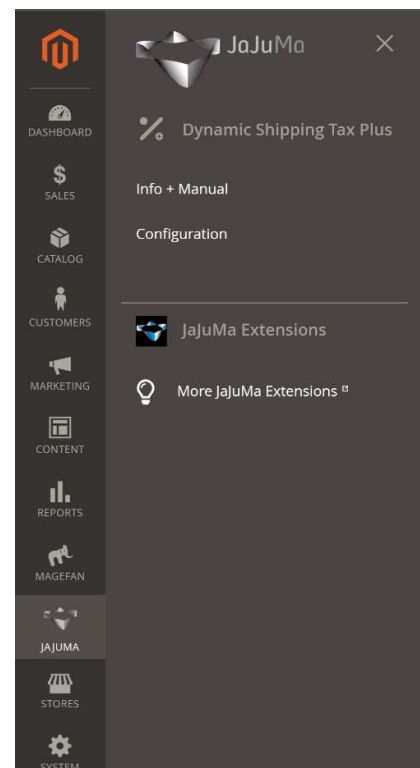
for information how to use the extension and how it works.



Go to

JaJuMa -> Dynamic Shipping Tax Plus -> Configuration

and find the "**Dynamic Shipping Tax Class**" configuration and select the dynamic shipping rate option you want to use. See next section for details on available options.





4.1. Dynamic Shipping Tax Options

Go to **JaJuMa -> Dynamic Shipping Tax Plus -> Configuration -> Tax Classes**

And find the "**Dynamic Shipping Tax Plus Class**" configuration which provides 4 options:

1. No dynamic shipping tax calculation

-> Magento default config "Tax Class for Shipping" will be used for calculating shipping tax

2. Use the highest product tax

-> The highest product tax rate in cart will be used for calculating shipping tax

Examples:

Example 1

All Products in Cart have tax class = 7%
-> Shipping tax = 7%

Example 2

All Products in Cart have tax class = 19%
-> Shipping tax = 19%

Example 3

Some Product in Cart have 7%, some have 19%
-> Shipping tax = 19%



3. Use highest amount tax

-> Tax rate applicable to highest amount in cart will be used for calculating shipping tax

Examples:

Example 1

```

Cart Total 100
  Books (Tax 7%)      60 €
  CDs (Tax 19%)      40 €
  Shipping Tax      -> 7%
  
```

Example 2

```

Cart Total 100
  Books (Tax 7%)      40 €
  CDs (Tax 19%)      60 €
  Shipping Tax      -> 19%
  
```

4. Use proportional amount tax

-> The shipping tax will be calculated proportionally/pro-rata based product tax rates in cart

Example:

```

Cart Total 150
  Books (Tax 12%)    100 €
  CDs (Tax 25%)     50 €
  Shipping Rate     10 €

Shipping tax calculation will be as follows:
(100/150 * 0.12 * 10) + (50/150 * 0.25 * 10)

Shipping Tax = 1.6333333333333333 -> 1.63 €

Full Tax Summary:
12% - 0.8 €
25% - 0.83 €
  
```



4. Support

Please feel free to contact JaJuMa support team via support@jajuma.de.

In case any additional information is required. We'd be more than happy to assist in setting up the extension.