



JaJuMa

Shariff Social Share

06/2018





Table of Contents

| | |
|----------------------------------|--------|
| 1. Introduction..... | - 3 - |
| 2. Installation..... | - 3 - |
| 3. Configuration..... | - 4 - |
| 3.1. JS / CSS Configuration..... | - 5 - |
| 3.2. Button Position | - 6 - |
| 3.3. Button Configuration..... | - 7 - |
| 3.3.1. Sharing Services..... | - 10 - |
| 4. Support..... | - 11 - |




1. Introduction

Shariff enables websites to allow users to share content without compromising their privacy.

2. Installation

Follow installation process as with any Magento Extension



3. Configuration


In Magento Backend see

Stores -> Configuration -> Open Tab: JaJuMa -> Select: Shariff Social Share

For JaJuMa Shariff Social Share configuration with 3 sections:

- JS / CSS Configuration
- Button Position
- Button Configuration

The screenshot shows the Magento Backend configuration interface. At the top, there is a header bar with "Store View: Default Config" and a "Save Config" button. Below the header, there is a sidebar menu with categories: GENERAL, CATALOG, CUSTOMERS, SALES, DOTMAILER, JAJUMA, and SERVICES. The "JAJUMA" category is expanded, showing "Shariff Social Share". The main content area displays three configuration sections: "JS / CSS Configuration", "Button Position", and "Button Configuration". Each section has a dropdown arrow on the right side.



3.1. JS / CSS Configuration

Store View: Default Config ▼ ?
Save Config

- GENERAL ▼
- CATALOG ▼
- CUSTOMERS ▼
- SALES ▼
- DOTMAILER ▼
- JAJUMA ▲
- Shariff Social Share
- SERVICES ▼
- ADVANCED ▼

JS / CSS Configuration ⊞

Css [store view] ▼

If Font Awesome is already included in your site use shariff.min.css


Javascript [store view] ▼

If JQuery is already included in your site use shariff.min.js

Button Position ⊞

Button Configuration ⊞

| Configuration | Description |
|---------------|---|
| CSS | Drop Down: <ul style="list-style-type: none"> • Use shariff.min.css • Use shariff.complete.css ➔ "If Font Awesome is already included in your site use shariff.min.css |
| JS | Drop Down: <ul style="list-style-type: none"> • Use shariff.min.js • Use shariff.complete.js ➔ "If jQuery is already included in your site use shariff.min.js. |




3.2. Button Position

Button Position



| | | |
|---|--------------------------|---|
| Homepage <small>[store view]</small> | Floating left | ▼ |
| CMS Pages <small>[store view]</small> | Floating left | ▼ |
| Category Pages <small>[store view]</small> | Floating left | ▼ |
| Product Pages <small>[store view]</small> | Below Wishlist / Compare | ▼ |

| Configuration | Description |
|----------------|--|
| Homepage | Where Sharing Buttons are shown on Homepage: <ul style="list-style-type: none"> • Do not Show • Floating left • Floating right |
| CMS Pages | Where Sharing Buttons are shown on CMS Pages: <ul style="list-style-type: none"> • Do not Show • Floating left • Floating right |
| Category Pages | Where Sharing Buttons are shown on Category Pages: <ul style="list-style-type: none"> • Do not Show • Floating left • Floating right |
| Product Pages | Where Sharing Buttons are shown on Product Pages: <ul style="list-style-type: none"> • Do not Show • Floating left • Floating right • Below Wishlist / Compare |



3.3. Button Configuration

Button Configuration



Icon Style
[store view] Standard

Icon Theme
[store view] Standard

Limit
[store view] 6

Localisation
[store view] en

Available: [bg](#), [cs](#), [da](#), [de](#), [en](#), [es](#), [fi](#), [fr](#), [hr](#), [hu](#), [it](#), [ja](#), [ko](#), [nl](#), [no](#), [pl](#), [pt](#), [ro](#), [ru](#), [sk](#), [sl](#), [sr](#), [sv](#), [tr](#), [zh](#)

Twitter Name
[store view] jajuma_de

Screen name of the user to attribute the Tweet to

Flattr User
[store view]

User that receives Flattr donation.

Flattr Category
[store view]

Category to be used for Flattr.

Mail-To Subject
[store view] This is interesting!

If a mailto: link is used in data-mail-url, then this value is used as the mail subject.

Mail-To Body
[store view] Please see {url}

If a mailto: link is used in data-mail-url, then this value is used as the mail body. The body text should contain the placeholder {url} which will be replaced with the share URL.

Info URL
[store view] /social-sharing


URL of the info page.

Info URL Display
[store view] Popup


How to display the Info page.

Referrer
[store view]


A string that will be appended to the share url. Can be disabled using null.



| Configuration | Description | |
|---------------|--|--|
| Icon Style: | How the buttons are displayed: Available options: <ul style="list-style-type: none"> • Standard (→ Icon and text is shown) • Icon (→ Only Icon is shown) | |
| Icon Theme: | Color theme used for the Buttons. Available options: <ul style="list-style-type: none"> • Standard (→ White icons on colored background) • Grey (→ White icons on grey background) • White (→ Colored icons on white background) | |
| Limit: | This can be used if you want to offer many Sharing Services, but do not want to show all buttons at once. Configuration values: <ul style="list-style-type: none"> • Numeric value Only the number of Buttons as input here are shown. If more Sharing Services are enabled, these are only shown after click on “Show More” Button. | |
| Localization | The localization to be used. Available Languages: | |
| | <ul style="list-style-type: none"> • bg - Bulgarian • cz - Czech • da - Danish • de - German • en - English • es - Spanish • fi - Finnish • fr - French • hr - Croatian • hu - Hungarian • it - Italian • ja - Japanese • ko - Korean | <ul style="list-style-type: none"> • nl - Dutch • no - Norwegian • pl - Polish • pt - Portuguese • ro - Romanian • ru - Russian • sk - Slovak • sl - Slovenian • sr - Serbian • sv - Swedish • tr - Turkish • zh - Chinese |




| Configuration | Description |
|-------------------|---|
| Twitter Name | Screen name / Twitter Handle of the user to attribute the Tweet to. Input excl. leading "@" e. g. for Twitter User: @jajuma_de Config input: jajuma_de |
| Flattr User: | User that receives Flattr donation. |
| Flattr Category: | Category to be used for Flattr. |
| Mail-To Subject: | Value to be used as the mail subject. |
| Mail-To Body: | Value to be used as the mail body. The body text should contain the placeholder {url} which will be replaced with the share URL. |
| Info URL: | If "Info"-Button is used, URL of the info page as relative path. (e. g. /privacy) |
| Info URL Display: | How to display the info page. Available Options: <ul style="list-style-type: none"> • blank (→ Open in new Window/Tab) • popup (→ Open in Popup) • self (→ Open in same Window/Tab) |
| Referrer: | A string that will be appended to the share url. Can be disabled using null. |



3.3.1. Sharing Services

Sharing Services
[store view]

| Services | Sort | Active |
|--------------|------|------------------------------|
| Twitter | 2 | Yes <input type="checkbox"/> |
| Facebook | 1 | Yes <input type="checkbox"/> |
| Google Plus | 3 | Yes <input type="checkbox"/> |
| Linkedin | 5 | Yes <input type="checkbox"/> |
| Pinterest | 4 | Yes <input type="checkbox"/> |
| Xing | 6 | Yes <input type="checkbox"/> |
| Whatsapp | 7 | Yes <input type="checkbox"/> |
| Mail | 9 | Yes <input type="checkbox"/> |
| Info | 10 | Yes <input type="checkbox"/> |
| Add This | 21 | Yes <input type="checkbox"/> |
| Tumblr | 11 | Yes <input type="checkbox"/> |
| Flattr | 12 | Yes <input type="checkbox"/> |
| Diaspora | 13 | Yes <input type="checkbox"/> |
| Reddit | 14 | Yes <input type="checkbox"/> |
| StumbleUpon | 15 | Yes <input type="checkbox"/> |
| Threema | 8 | Yes <input type="checkbox"/> |
| Weibo | 16 | Yes <input type="checkbox"/> |
| Tencent Weib | 17 | Yes <input type="checkbox"/> |
| Qzone | 18 | Yes <input type="checkbox"/> |
| Print | 99 | Yes <input type="checkbox"/> |
| Telegram | 11 | Yes <input type="checkbox"/> |
| Vk | 19 | Yes <input type="checkbox"/> |
| Flipboard | 20 | Yes <input type="checkbox"/> |



| Configuration | Description | |
|------------------|--|---|
| Sharing Services | Sharing Services and Sort Order to be used. Available options: <ul style="list-style-type: none"> • Active <ul style="list-style-type: none"> ○ Yes (→ Show Service Button in Frontend) ○ No (→ Do Not Show Service Button in Frontend) • Sort (→ Lowest Number shown first in Frontend) Available Services: | |
| | <ul style="list-style-type: none"> • AddThis • diaspora* • Facebook • Flattr • Flipboard • Google+ • LinkedIn • Mail • Pinterest • Print • Qzone | <ul style="list-style-type: none"> • reddit • StumbleUpon • Telegram • Tencent Weibo • Threema • Tumblr • Twitter • VK • Weibo • WhatsApp • XING |
| | | |

4. Support

Please feel free to contact JaJuMa support team via support@jajuma.de.

In case any additional information is required. We'd be more than happy to assist in setting up the extension.